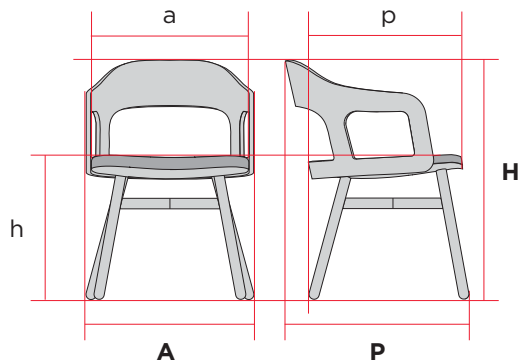


TECHNICAL CHARACTERISTICS



- a Seat width
- A** Total width
- p Seat depth
- P** Total depth
- h Seat height
- H** Total height
- Kg Weight in Kg
- d Dimensions
- Ta Seat fabric
- Tr Backrest fabric
- Pa Seat leather
- Pr Backrest leather

Swivel chair with 5-spoke base



a	49	A	62
p	49	P	61
h	45 / 55	H	78 / 88
Kg cb/sb	9,2 / 8,7	d	
Ta	0,33	Tr	--
Pa	0,42	Pr	--



a	49	A	62
p	49	P	61
h	45 / 55	H	78 / 88
Kg	9,7	d	
Ta	0,33	Tr	0,8
Pa	0,42	Pr	1



a	47	A	62
p	49	P	61
h	45 / 55	H	78 / 88
Kg	10,4	d	
Ta	0,33	Tr	0,9
Pa	0,42	Pr	1,2



a	47	A	62
p	49	P	61
h	45 / 55	H	78 / 88
Kg	10,2	d	
Ta	0,33	Tr	0,85
Pa	0,42	Pr	1,1



BE WOOD

Swivel chair with 4-spoke base

69/78			69/78				
a 49	A 53	a 49	A 54	a 47	A 54	a 47	A 54
p 49	P 56	p 49	P 56	p 49	P 56	p 49	P 56
h 46 / 55	H 77 / 86	h 46 / 55	H 77 / 86	h 46 / 55	H 77 / 86	h 46 / 55	H 77 / 86
Kg cb/sb 9,8 / 9,3	d	Kg 10,3	d	Kg 11	d	Kg 10,8	d
Ta 0,33	Tr --	Ta 0,33	Tr 0,8	Ta 0,33	Tr 0,9	Ta 0,33	Tr 0,85
Pa 0,42	Pr --	Pa 0,42	Pr 1	Pa 0,42	Pr 1,2	Pa 0,42	Pr 1,1

Chair with 4 wooden legs

66			66				
a 49,5	A 52,5	a 49,5	A 54	a 47	A 54	a 47	A 54
p 49	P 57,5	p 49	P 60	p 49	P 60	p 49	P 60
h 45	H 75	h 45	H 76	h 45	H 76	h 45	H 76
Kg cb/sb 7 / 6,5	d	Kg 7,5	d	Kg 8,2	d	Kg 8	d
Ta 0,33	Tr --	Ta 0,33	Tr 0,8	Ta 0,33	Tr 0,9	Ta 0,33	Tr 0,85
Pa 0,42	Pr --	Pa 0,42	Pr 1	Pa 0,42	Pr 1,2	Pa 0,42	Pr 1,1

Chair with 4 metal legs

66			66				
a 49,5	A 53	a 49,5	A 54	a 47	A 54	a 47	A 54
p 49	P 60	p 49	P 60	p 49	P 60	p 49	P 60
h 45	H 76	h 45	H 76	h 45	H 76	h 45	H 76
Kg cb/sb 8,4 / 7,9	d	Kg 8,9	d	Kg 9,6	d	Kg 9,4	d
Ta 0,33	Tr --	Ta 0,33	Tr 0,8	Ta 0,33	Tr 0,9	Ta 0,33	Tr 0,85
Pa 0,42	Pr --	Pa 0,42	Pr 1	Pa 0,42	Pr 1,2	Pa 0,42	Pr 1,1

Chair with cantilever base

66			66				
a 49,5	A 53	a 49,5	A 54	a 47	A 54	a 47	A 54
p 49	P 61	p 49	P 61	p 49	P 61	p 49	P 61
h 45	H 76	h 45	H 76	h 45	H 76	h 45	H 76
Kg cb/sb 8,7 / 8,2	d	Kg 9,2	d	Kg 9,9	d	Kg 9,7	d
Ta 0,33	Tr --	Ta 0,33	Tr 0,8	Ta 0,33	Tr 0,9	Ta 0,33	Tr 0,85
Pa 0,42	Pr --	Pa 0,42	Pr 1	Pa 0,42	Pr 1,2	Pa 0,42	Pr 1,1



FEATURES

Arms

Jutting arms

Cantilever base

Glide with felt option

Seat

Height-adjustable seat

Swivel base

Painted or polished

DESCRIPTION

BACKREST

14-mm thick plywood, ergonomically cut.

This can have a visible surface finish consisting of interior and exterior oak veneer with clear varnish.

Or it can be upholstered with 20-mm thick flexible rubber foam with a density of 40 kg/m³, covered with fabric.

The shape of the backrest depends on the choice of arm option in the range. All the arms are integrated into the backrest.

The backrest is attached to the seat by three 2-mm thick angle profiles.

SEAT

Support made of 12-mm thick beech plywood, ergonomically shaped.

Flexible rubber foam with an average thickness of 27 mm and a density of 40 kg/m³ is glued onto this support, and the fabric is fitted on top.

The seat houses metal nuts to attach the legs.

BE WOOD

BASE

4 wooden legs

Consisting of 4 machined Ø32 oak legs with clear varnish and a cross stretcher made of 32x22mm oak.

This assembly is secured to 30x2mm steel plates with four 7x70mm wood screws and to the seat with M6x20mm screws.



4 metal legs

Assembly consisting of four high-strength Ø32x1.5mm steel tubes set vertically and four rectangular steel tubes measuring 30x20x1.5mm transversally welded on top. This assembly is screwed to the seat with M6x20mm screws.

Four polypropylene glides at the ends of the legs for contact with the floor.



Cantilever frame

Made of high-strength Ø22x2.5mm steel tubing with interior reinforcement consisting of high-strength Ø16x3.5mm steel tubing. Two steel plates measuring 25x5mm are welded to the tubing to attach the seat. Polyamide glides for hard flooring or soft flooring are attached for contact with the inferior surface.



Swivel base with 4 or 5 spokes

4-spoke injected aluminium base, painted or polished, ending in glides for hard or soft floors. Or 5-spoke polyamide or aluminium base ending in glides or castors for hard or soft floors.



The entire painted structure is degreased, washed and phosphated before being coated with 60/80µm epoxy powder and then polymerised. The powder coating complies with the current reaction to fire standard UNE 23827-90.

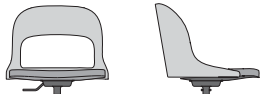
BE WOOD

RANGE

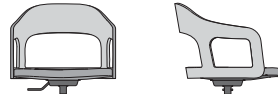
SEAT AND BACKREST

Non-upholstered wooden backrest

Without arms

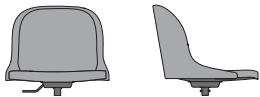


With arms

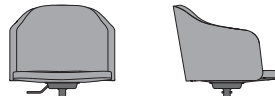


Upholstered wooden backrest

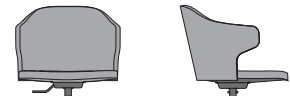
Without arms



With arms



Jutting arms



BASE

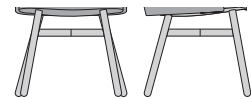
5-spoke swivel base



4-spoke swivel base




4 wooden legs



4 metal legs



Cantilever frame



CERTIFICATIONS AND STANDARDS



UNE EN 16139

BE WOOD

FINISHES

RESPALDO Y BASE* · BACKREST AND BASE*

MADERA · WOOD VENEER



RE Roble
Oak

* Base: El acabado Roble sólo disponible para Base de 4 patas.
* Base: Oak finish only available on 4-leg base.

BASE · BASE

PINTURA METALIZADA · METALLIE EPOXY



GP Gris platino
Platinum grey



GG Gris grafito
Graphite grey

POLIAMIDA · POLYAMIDE



NE Negro
Black

PULIDO* · POLISHED*



CR Pulido
Polished

* Pulido: El acabado Pulido sólo está disponible para la base Giratoria.
* Polished: Polished finish only available on swivel base.

BE WOOD

FINISHES

BASE · BASE

COLORES PLANOS (Pintura lisa) · PLAIN COLORS (Plain epoxy)

					
AK Azul eléctrico Electric blue	AJ Azul marino Navy blue	AG Azul roto Storm blue	AF Azul gélido Ice blue	AE Azul grisáceo Grey blue	BA Blanco White
					
VV Verde primavera Spring green	GV Gris verdoso Greenish grey	VT Verde laurel Laurel green	VG Verde caqui Khaki green	VP Verde pistacho Pistachio green	VA Aquamarina Sea blue
					
HD Amarillo mostaza Mustard yellow	BG Chocolate Chocolate	BT Tostado Mocha brown	BE Humo Smoke	BD Piedra Stone	BC Blanco crema Cream white
					
CV Rojo vivo Bright red	CG Granate Burgundy	RO Rojo Red	CD Naranja Orange	CC Vainilla Vanilla	CB Blanco roto Faded white
					
NE Negro Black	GF Gris profundo Deep grey	GA Gris antracita Anthracite grey	GE Gris ratón Mouse gery	GC Gris claro Light grey	GD Blanco sucio Off white

Los acabados cuyo código está representado en rojo tienen un incremento respecto a la tarifa del 3%.
The finishes whose code is shown in red have an increase over the rate of 3%.

BE WOOD

FINISHES


TAPICERÍA · FABRIC

COLECCIÓN 33 · FABRIC 33

GRUPO 3 · GROUP 3




3320



3311



3310



3341



3342




3361



3360



3356




3355



3390



3333



3332



3381



3380

* Consultar más colecciones en nuestro catálogo.
* See more collections in our upholstery catalogue.